

SGS

TEST REPORT

**SGS-CSTC
Standards Technical Services
(Shanghai) Co., Ltd.**

No.588 West Jindu Road,
Songjiang District,
Shanghai, China

Report reference no.: SHES241002017471-01

Date of issue: October. 15, 2024

Total number of pages.....: 15

Testing laboratory: SGS-CSTC Standards Technical Services (Shanghai) Co., Ltd.

Address.....: 588 West Jindu Road, Xinqiao, Songjiang, 201612 Shanghai, China


Applicant's name.....: Anhui Red Star Solar Co., Ltd

Address.....: Building 7, Electronic Information Industrial Park Phase I, Bengbu Tongling
Modern Industrial Park, Xinmaqiao Town, Guzhen County, Bengbu City,
Anhui Province

Test specification: Clause MQT 01, MQT 06.1, MQT 03, MQT 08, MQT 15, MQT 16 of IEC
61215-2:2016

Clause MST 26 of IEC 61730-2-2016.

Test item description.....: Photovoltaic (PV) module(s)


Trade mark.....: 

Manufacturer: Anhui Red Star Solar Co., Ltd

Building 7, Electronic Information Industrial Park Phase I, Bengbu Tongling
Modern Industrial Park, Xinmaqiao Town, Guzhen County, Bengbu City,
Anhui Province

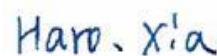
Model/Type reference.....: SPTM-DT-310

Ratings.....: Refer to marking plate of sample



Signature

Drafted by: Yuting Gu



Signature

Approved by: Haro Xia

Summary of testing

Submitted samples are tested according to MQT 01, MQT 06.1, MQT 03, MQT 08, MQT 15, MQT 16 of IEC 61215-2:2016 and MST 26 of IEC 61730-2-2016.

The test results are present within this test report.

Tests performed (name of test and test clause):

IEC 61215-2-2016:
 Visual inspection (MQT 01)
 Performance at STC (MQT 06.1)
 Insulation test (MQT 03)
 Outdoor exposure test (MQT 08)
 Wet leakage current test (MQT 15)
 Static mechanical load test (MQT 16)
 IEC 61730-2-2016:
 Reverse current overload test MST 26

Testing location:

Shenzhen Academy of Metrology and Quality Inspection
 1. Building 6, Houhai Xufa Industrial Park, Loucun, Xihu street, Guangming District, Shenzhen
 2. Xili Experimental Base: No. 4 Tongfa Road, Nanshan District, Shenzhen

Copy of marking plate / device under test:

Module Type: SPTM-DT-310

	SUNPACT SOLAR ENERGY MANUFACTORY ADDRESS: BUILDING 7, ELECTRONIC INFORMATION INDUSTRIAL PARK PHASE 8, BENGBU TONGLING MODERN INDUSTRIAL PARK, XINMAQIAO TOWN, GUZHEN COUNTY, BENGBU CITY, ANHUI PROVINCE www.rdsolarpv.com	TYPE: SPTM-DT-310 Peak Power (Pmax) 310W Open Circuit Voltage (Voc) 23.25V Max. Power Voltage (Vmp) 19.84V Short Circuit Current (Isc) 16.43A Max. Power Current (Imp) 15.63A Power Tolerance 0--5W Efficiency 23.0%	WARNING ONLY qualified personnel should install or perform maintenance work on these modules BE AWARE of dangerous high DC voltage when connecting modules DO NOT damage or scratch the rear surface of the module The modules meet the 2016 version of the standards

Marking plate of Sample



Serial Number of Sample



Front view of sample




Rear view of sample





Junction Box



Cells

Possible test case verdicts	
- Test case does not apply to the test object	N/A
- Test object does meet the requirement.....	Pass (P)
- Test object does not meet the requirement	Fail (F)
General remarks	
<p>The test results presented in this report relate only to the object tested. This report shall not be reproduced, except in full, without the written approval of the Issuing testing laboratory. "(See Enclosure #)" refers to additional information appended to the report. "(See appended table)" refers to a table appended to the report. Throughout this report a point is used as the decimal separator. List of test equipment must be kept on file and available for review. This document is issued by the company under its General Conditions of Service accessible at http://www.sgs.com/terms_and_conditions.htm. Attention is drawn to the limitation of liability, indemnification and jurisdiction issues defined therein. Any holder of this document is advised that information contained hereon reflects the Company's findings at the time of its intervention only and within the limits of Client's instructions, if any. The Company's sole responsibility is to its Client and this document does not exonerate parties to a transaction from exercising all their rights and obligations under the transaction documents. Any unauthorized alteration, forgery or falsification of the content or appearance of this document is unlawful and offenders may be prosecuted to the fullest extent of the law. Unless otherwise stated: (a) the results shown in this document refer only to the sample(s) tested and (b) such sample(s) are retained for 30 days. This document cannot be reproduced except in full, without prior approval of the company.</p> <p>Contents:</p> <ol style="list-style-type: none"> 1) The main report 2) Appendix 1: List of measurement equipment 3) Appendix 2: Statement of the estimated uncertainty of the test results 4) Appendix 3: Constructional Data Form (CDF) for Photovoltaic (PV) Modules (CDF No. SHES241002017471.01, 4 pages) 	
General product information	
The product is photovoltaic (PV) module.	

1. Sampling procedure

<input type="checkbox"/> Random sampling from production (e.g. during factory audit (FA) or inline inspection) <input type="checkbox"/> Random sampling from the warehouse, container or transportation boxes
<input checked="" type="checkbox"/> Modules have been submitted by the manufacturer/ client without random sampling by SGS

2. Test sample

Sample #	Model Type	Serial Number
01	SPTM-DT-310	SPTM641053102024092800866

3. Test specification and test result

MQT 01 Visual inspection						
Test Date [YYYY-MM-DD]	:	2024-09-22				—
Sample #	Nature and position of initial findings				Verdict	
01	No Major visual defects				P	
Supplementary information: N/A						
MQT 06.1 Performance at STC						
Test Date [YYYY-MM-DD]	:	2024-09-22				—
Test method	<input checked="" type="checkbox"/> indoor		<input type="checkbox"/> outdoor		—	
Module temperature [°C].....	:	Corrected to 25.0				—
Irradiance [W/m ²].....	:	Corrected to 1000				—
Sample #	Voc [V]	Isc [A]	Vmp [V]	Imp [A]	Pmp [W]	FF [%]
01	23.25	16.47	19.87	15.63	310.61	81.11
Supplementary information: Refer to Appendix 2: Statement of the estimated uncertainty of the test verdicts.						

MQT 03 Insulation test				
Test Date [YYYY-MM-DD].....:		2024-09-23		—
Test Voltage applied [V]		3000/1000		—
Size of module [m²].....:		Sample 01: 1.35		—
Required Resistance [MΩ]		Sample 01: ≥29.6		—
Sample #	Measured	Dielectric breakdown		Result
01	MΩ	Yes (description)	No	P
	>9999	—	No	
Supplementary information: /				
MQT 15 Wet leakage current test				
Test Date [YYYY-MM-DD].....:		2024-09-23		—
Test Voltage applied [V]		1000		—
Solution temperature [°C]		23.1		—
Size of module [m²].....:		Sample 01: 1.35		—
Sample #	Required Resistance [MΩ]	Measured [MΩ]	Result	
01	>9999	≥29.6	P	
Supplementary information: /				
MQT 08 Outdoor exposure test				P
Test Date [YYYY-MM-DD] start/end		2024-09-23 to 2024-09-30		—
Sample #		01		—
Total irradiation dosage [kWh/m²].....:		60.0		—
Angle of tilt the test module		Vertical		—
Electrical load [Ω]:		5		—
Supplementary information: /				
Visual inspection after outdoor exposure test				P
Test Date [YYYY-MM-DD].....:		2024-09-30		—
Sample #	Nature and position of initial findings – comments or attach photos			Result
01	No Major visual defects			P
Supplementary information: /				
MQT 15: Wet leakage current test after outdoor exposure test				P
Test Date [YYYY-MM-DD]		2024-09-30		—
Test Voltage applied [V]		1000		—
Solution temperature [°C]		22.8		—
Size of module [m²].....:		Sample 01: 1.35		—
Required Resistance [MΩ]		Sample 01: ≥29.6		—
Sample #	Measured [MΩ]	Limit [MΩ]	Result	

01	>9999	≥29.6				P
Supplementary information: /						
MQT 02 - Maximum power determination after outdoor exposure test - Optional						—
Test Date [YYYY-MM-DD].....:		2024-10-08				—
Module temperature [°C].....:		Corrected to 25.0				—
Irradiance [W/m ²].....:		Corrected to 1000				—
Sample #	Voc [V]	Isc [A]	Vmp [V]	Imp [A]	Pmp [W]	FF [%]
01	23.25	16.47	19.87	15.63	310.61	81.11
Supplementary information: /						

MQT 03 - Insulation test after outdoor exposure test - Optional					P
Test Date [YYYY-MM-DD].....:		2024-10-08			—
Test Voltage applied [V]		1500			—
Size of module [m ²].....:		Sample 01: 1.35			—
Required Resistance [MΩ]		Sample 01: ≥29.5			—
Sample #	Measured	Required (MΩ)	Dielectric breakdown		P
	(MΩ)	(MΩ)	Yes (description)	No	
01	>9999	≥29.6	—	No	P
Supplementary information: /					

MQT 16 Static mechanical load test				P
Sample #:		01		—
Design load (front side/ back side).....:		1600/1600		—
Safety factors.....:		1.5		—
Test Date [YYYY-MM-DD].....:		2024-10-08		—
Mounting method		Clamps mounting (4 points)		—
Load applied to		front side	back side	—
Mechanical load [Pa].....:		2400	2400	—
First cycle time (start/end)		1h	1h	—
Intermittent open-circuit (yes/no)		No	No	P
Second cycle time (start/end)		1h	1h	—
Intermittent open-circuit (yes/no)		No	No	P
Third cycle time (start/end)		1h	1h	—
Intermittent open-circuit (yes/no)		No	No	P
Supplementary information: /				

MQT 01 - Visual inspection after static mechanical load test				P
Test Date [YYYY-MM-DD].....:		2024-10-09		—

Sample #	Nature and position of initial findings – comments or attach photos		—
01	No Major visual defects		P
Supplementary information: /			
MQT 15 - Wet leakage current test after static mechanical load test			P
Test Date [YYYY-MM-DD]..... :	2024-10-09		—
Test Voltage applied [V]	1000		—
Solution temperature [°C]	23.6		—
Size of module [m²]..... :	Sample 01: 1.35		—
Required Resistance [MΩ]	Sample 01: ≥29.6		—
Sample #	Measured [MΩ]	Limit [MΩ]	Result
01	>9999	≥29.6	P
Supplementary information: /			
MST 26 Reverse current overload test			
Sample #	01		—
Test Date (YYYY-MM-DD)	2024-10-10		—
Test current (A)	16		—
Range of applied voltage (V)	18.5~21.3		—
Test duration	1 hours		—
Observations			Result
Sample 01			
■ No flaming of the module			P
■ No flaming or charring of the cheesecloth			
■ No flaming of the tissue paper			
■ MST 17 requirements fulfilled (see appended Table MST17)			
Supplementary information: /			
MST 17: Wet leakage current test after Reverse current overload test			—
Test Date (YYYY-MM-DD)	2024-10-10		—
Test Voltage applied (V, dc)	1000		—
Solution resistivity (Ω cm)	1343		—
Solution temperature (°C)	23.5		—
Sample#	Measured (MΩ)	Required (MΩ)	Result
01	>9999	≥29.6	P
Supplementary information: Sample 01: 1.35 [m²]			

Appendix 1: List of measurement equipments

Clause	Measurement / testing	Testing / measuring equipment / material used	Equipment ID	Calibration due date
4.1 10.2	Visual inspection	Luminometer	OI20-02	2025.04.01
4.3 10.13	Insulation test	Withstanding voltage/Insulation resistance tester	EV21-56	2025.09.01
4.6	Performance at STC	Pulsed Solar Simulator	EV20-51	2025.03.19
4.15 10.14	Wet leakage current test	Withstanding voltage/ Insulation resistance tester	EV21-57	2025.09.01
		Conductive meter	CC20-01	2025.04.02
		Contact Thermometer	TT20-12	2025.03.28
4.16	Static mechanical load test	Mechanical load tester	FP21-07	2025.08.02
10.19	Reverse current overload test	DC Power Supply	ES20-501	2025.07.21
		Luminometer	OI20-02	2025.04.01
		Hybrid Recorder	TT21-04	2025.06.26
	Others	Temperature -hydrometer	TT21-44 TT21-45 TT21-47	2025.04.29
		Steel Tape	LS21-05	2025.07.25
		Vernier caliper	LS20-04	2025.07.25

Appendix 2: Statement of the estimated uncertainty of the test results

The estimated uncertainty fulfils the requirements from the CTL decision sheet DSH 251B / 2009.

Appendix 3: Constructional Data Form (CDF) for Photovoltaic (PV) Modules

Constructional Data Form (CDF) for Photovoltaic (PV) Modules

Applicant's name.....: Anhui Red Star Solar Co., Ltd
Address.....: Building 7, Electronic Information Industrial Park Phase I, Bengbu Tongling Modern Industrial Park, Xinmaqiao Town, Guzhen County, Bengbu City, Anhui Province

Trade mark.....: N/A
Manufacturer.....: Anhui Red Star Solar Co., Ltd
Address.....: Building 7, Electronic Information Industrial Park Phase I, Bengbu Tongling Modern Industrial Park, Xinmaqiao Town, Guzhen County, Bengbu City, Anhui Province

Factory.....:
Model/Type reference.....: SPTM-DT-310

Place / Date

Name / Stamp / Signature
SGS-CSTC

Place / Date

Name / Stamp / Signature
Client



Type family :		SPTM-DT-310 (64cells)		
Pmp [W] Tolerance of rating [%]: ±5	Voc [V]	Isc [A]	Vmp [V]	Imp [A]
310	23.29	16.43	19.84	15.63

Type series :	SPTM-DT-310 (64cells)
Total number of cells..... :	64
Number of cells in series..... :	16
Number of cells in parallel..... :	--
Number of bypass diodes..... :	2
Number of cells per bypass diode..... :	32
Max. system voltage [V]..... :	1500
Max. over-current protection rating [A]..... :	25
Application class..... :	Class A
Protection class..... :	Class II
Module dimensions [mm×mm×mm]..... :	1762*765*30
Module area [m ²]..... :	1.34793
Module weight [kg]..... :	16.8
Min. distance between cells [mm]..... :	2±0.5
Min. distance between cell and edge of laminate [mm]..... :	25,16
Min. distance between any current carrying part and edge of laminate [mm]..... :	16±1

Place / Date

Name / Stamp / Signature
 SGS-CSTC

Place / Date

Name / Stamp / Signature
 Client



SHES-R-4.7-01-12
 Ver.1.1/2015-09-16

Object	Manufacturer	Type / Model	Ratings	Certificate
Front cover	SHANANXI TOOPRAY SOLAR CO., LTD.	Tempered glass	Thickness=2.0mm	
Rear cover	SHANANXI TOOPRAY SOLAR CO., LTD.	Tempered glass	Thickness=2.0mm Max. voltage=1500V	
Encapsulation material	Jolywood Sunwatt Co., Ltd.	JWEPE01 (frontside) JWEVA01 (backside)	EVA/EPE Thickness=0.55mm	
Frame	Zhejiang Xinhao Photovoltaic Materials Co., Ltd	Aluminum frame XH-277	—	
Frame connector	Zhejiang Xinhao Photovoltaic Materials Co., Ltd		—	
Adhesive (frame)	Chengdu Guibao Science & Technology Co.,Ltd.	888A	—	
Junction box	The 40*institute of china Electronics Technolgy Group corporation	PV-ZPB0401	Rated voltage=1500V DC Rated current=25A Reverse current=48A Application class=A -40°C to 85°C IP 68	
Cable	Shanghai Jinyou Jinhong intelligent Electric Co., Ltd	4mm2	Rated voltage=1500V -40°C to+85°C	
Connector	QC Solar (Suzhou) Corporation	QC4.10-cds	Rated voltage=1500V Rated current=30A IP 68	
Bypass diode	Hangzhou Daoming Microelectronics Co., Ltd	GFMK4045	45A;60V; -55to+150°C	
Potting material	Chengdu Guibao Science & Technology Co.,Ltd.	4808	—	
Adhesive (J-box)	Chengdu Guibao	4808	—	

Place / Date

Name / Stamp / Signature
 SGS-CSTC

Place / Date

Name / Stamp / Signature
 Client



SHES-R-4.7-01-12
 Ver.1.1/2015-09-16

Object	Manufacturer	Type / Model	Ratings	Certificate
	Science & Technology Co.,Ltd.			
Cell	JA Solar Co. , Ltd.	182SN-16BB	Dimension=182×105mm Area=191.10cm ² Thickness=130±20um	
Cell connector	YANCHENG GUOTOU NEW MATERIAL CO., LTD	0.38*0.16mm	Dimension=0.38mm	
String connector	YANCHENG GUOTOU NEW MATERIAL CO., LTD	0.35*6mm 0.35*4mm	Dimension=6×0.35mm Dimension=4×0.35mm	
Soldering material	—	—	—	
Flux agent	—	—	—	
Fixing tape	—	—	—	
Insulation sheet	—	—	—	
Accessories	N/A	N/A	N/A	N/A

Place / Date

Name / Stamp / Signature
 SGS-CSTC

Place / Date

Name / Stamp / Signature
 Client



SHES-R-4.7-01-12
 Ver.1.1/2015-09-16

----- End of Test Report -----